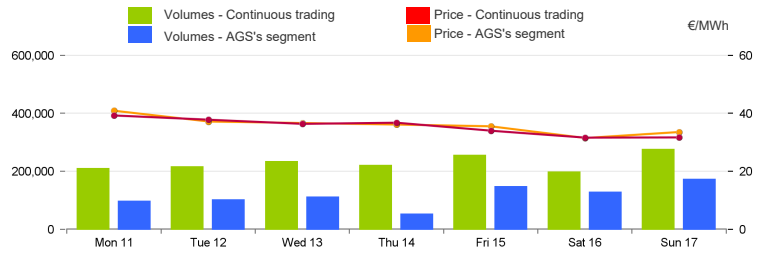


Spot Gas Market (MP-GAS)

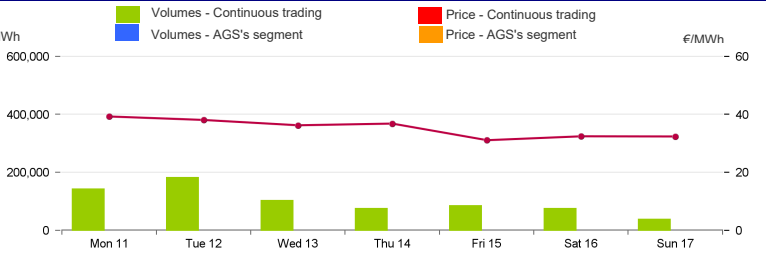
Day-Ahead Gas Market (MGP-GAS)

	Price. €/MWh				Volumes. MWh			
	Average	Var	Min	Max	Total	Var	Daily Products	WE Product
Continuous trading	35.44	-11.9%	30.10	40.97	1,605,720	-10.8%	1,245,960	359,760
	Price. €/MWh				Volumes. MWh			
	Average	Var	Min	Max	Total	Var	Purchases SRG	Sales SRG
AGS's segment	35.94	-12.8%	31.50	40.93	807,456	-17.7%	807,456	



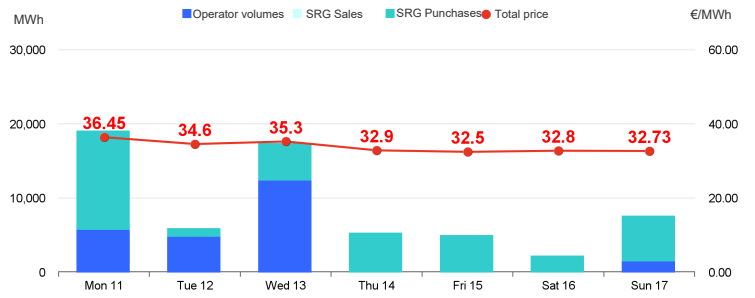
Intra-Day Gas Market (MI-GAS)

	Price. €/MWh				Volumes. MWh			
	Average	Var	Min	Max	Total	Var	Purchases SRG	Sales SRG
Continuous trading	35.20	-13.8%	30.00	40.00	698,592	-29.7%		
	Price. €/MWh				Volumes. MWh			
	Average	Var	Min	Max	Total	Var	Purchases SRG	Sales SRG
AGS's segment	-	-	-	-	-	-	-	-



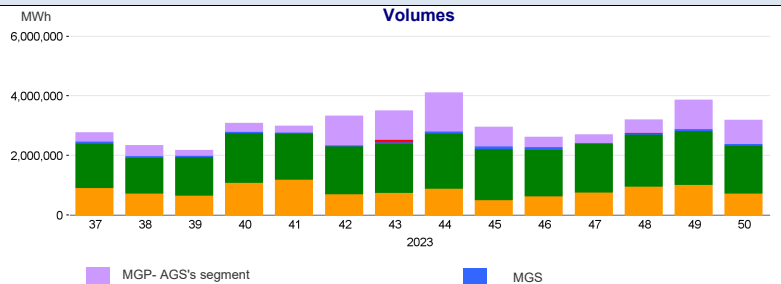
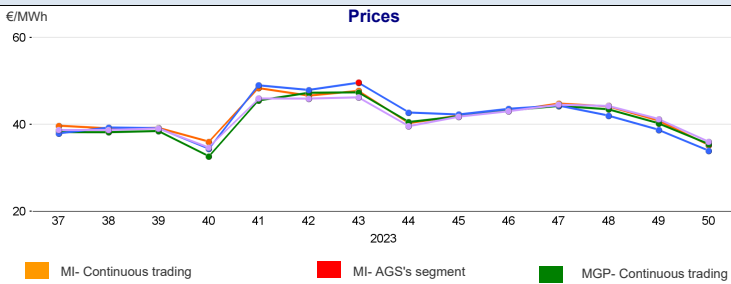
Market for the trading of gas stored (MGS-GAS)

Week	Storage	50	49
Price. (1) €/MWh	Stogit	33.90	38.72
	Edison Stoccaggio	-	-
	Total	33.90	38.72
Volumes. MWh	Stogit	62,159	74,034
	Edison Stoccaggio	-	-
	Total	62,159	74,034
SRG Activity. MWh	Purchases	38,217	47,314
	Balancing (2)	38,217	47,314
	Other purposes (3)	-	-
	Sales	-	15,393
	Balancing (2)	-	15,393
Other purposes (3)	-	-	



1) The Total price is calculated as a weighted average price for the total volumes exchanged in each storage system.
2) To securely manage any expected deviations between overall network injections and withdrawals pursuant to Art. 2.5 of Annex A, AEEGSI's Resolution 312/2016/R/gas
3) Stored gas trades by Snam Rete Gas (SRG) not included in "Balancing"

Weekly evolution



Forward Gas Market (MT-GAS)

Products	Market				OTC		Total		Open interest*			
	Minimum Price	Maximum Price	Check Price*	Trades	Volumes	Registrations	Volumes	Volumes	change %	MWh/d	MWh	
	€/MWh	€/MWh	€/MWh	change %	N.	MWh/d	N.	MWh/d	MWh/d	change %	MWh/d	MWh
BoM-2023-12	-	-	40.74	-5.9%	-	-	-	-	-	-	-	-
M-2024-01	-	-	38.97	0.0%	-	-	-	-	-	-	-	-
M-2024-02	-	-	39.51	0.0%	-	-	-	-	-	-	-	-
M-2024-03	-	-	39.65	0.0%	-	-	-	-	-	-	-	-
Q-2024-01	-	-	39.32	0.0%	-	-	-	-	-	-	-	-
Q-2024-02	-	-	40.29	0.0%	-	-	-	-	-	-	-	-
Q-2024-03	-	-	40.17	0.0%	-	-	-	-	-	-	-	-
Q-2024-04	-	-	44.11	0.0%	-	-	-	-	-	-	-	-
SS-2024	-	-	39.41	0.0%	-	-	-	-	-	-	-	-
WS-2024/2025	-	-	44.14	0.0%	-	-	-	-	-	-	-	-
CY-2024	-	-	40.21	0.0%	-	-	-	-	-	-	-	-
Total											0	0

*Referred to the last session of the week